

SCHOOL FACILITIES OVERVIEW

Michael P. Hanlon, Jr., Ph.D.
Superintendent

Updated July 19, 2019



**HIGH ACHIEVEMENT FOR ALL STUDENTS,
WHERE LEARNING IS OUR MOST
IMPORTANT WORK**

SCHOOL FACILITIES UPDATE

Upgrading our facilities to meet the needs of today's learner

NORTH OLMSTED Grades 6-12



SCHOOL FACILITIES PROGRAM

BACKGROUND


- Partnered with Ohio Facilities Construction Commission (OFCC) in 2016
 - evaluate existing school facilities
 - complete an enrollment projection
 - develop a long-term master plan concept for the Chardon community
- Enrollment has returned to levels last seen in the 1980's and projected to continue to decline
- All existing school facilities evaluated and recommended for replacement based on projected renovation costs being higher than two-thirds of the cost to replace facilities
- OFCC completed 9 possible master plan options considered by the district's Facilities Advisory Committee



SCHOOL FACILITIES PROGRAM

BACKGROUND

- District enrollment projections updated March 2019
- OFCC Cost Model updated for 2020 construction estimation
- Board of Education engaged Burges and Burges Strategists to complete due diligence
 - Conducted 16 In-depth interviews
 - Held 5 Focus Group Listening Sessions (Staff, Administrators, Parents & Community Members)
 - Completed an Online Community Survey of stakeholders n=1,023
 - Statistically-valid Telephone Survey of Community n=300
- Board of Education approved a November 2019 bond issue request

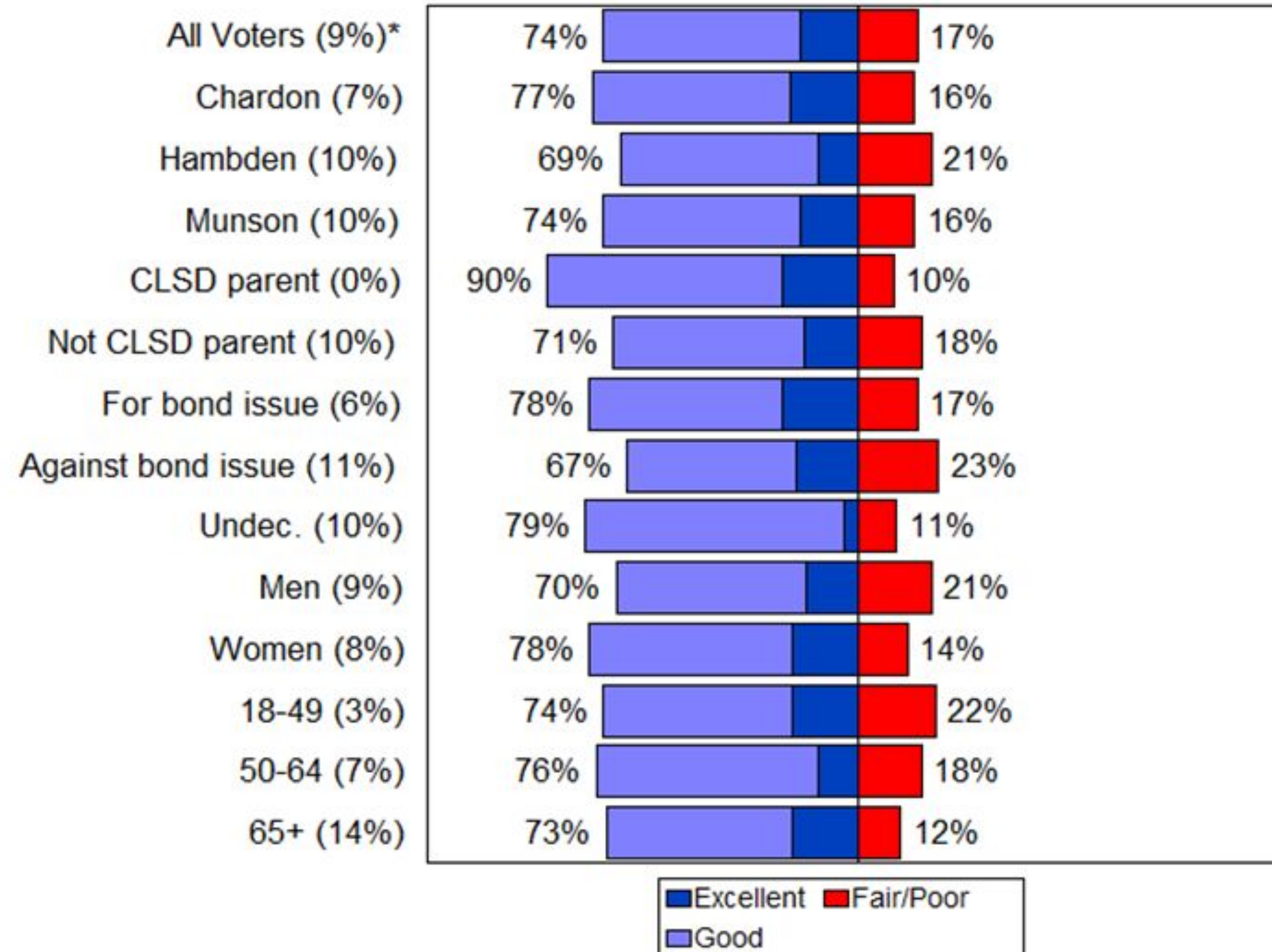


QUALITY OF EDUCATION

KEY FINDINGS

- 74% of respondents rated the quality of education in Chardon Schools as Excellent or Good.
- 90% of parent respondents rated the quality of education in Chardon Schools as Excellent or Good.

Q.13 QUALITY OF EDUCATION IN CLSD



*Percentages in parentheses "don't know" or refused.

QUALITY OF EDUCATION

A LOOK AT THE TREND OVER THE PAST SEVERAL YEARS

- Voters' assessment of the trajectory of public education in the district over the past few years. Overall, 36% say things have improved, 13% say they have declined, 27% say they are the same, and a substantial 24% don't know.
- While no more than 20% of any subgroup think things have declined, there is notable variation between those who think things are improving, staying the same, or don't know.
- Groups most likely to see an upswing are Chardon, CLSD parents, and age 18-49.
- Groups most likely to think things are staying the same are Chardon, bond issue supporters, and age 50-64.
- Groups who don't know at higher than average rates on this question are Hambden, undecideds on the bond issue, and age 65+.

CONDITION OF THE SCHOOLS

PERCEPTIONS OF OUR SCHOOL FACILITIES

- About three-in-ten voters are unable to rate the condition of the elementary school buildings, middle school, or high school.
- 3% say the district's elementary schools are in good condition, 27% say they need minor repairs, 17% say they need major repairs, and 21% say they need to be replaced.
- 37% of CLSD parents and 40% of bond issue supporters say the elementary schools need to be replaced.
- 60% of bond issue opponents say the elementary schools are in good condition or need only minor repairs.
- 52% of undecideds and 45% of voters age 65+ can't rate the condition of the elementary schools.
- Overall, 6% say the middle school is in good condition, 26% say it needs minor repairs, 16% say it needs major repairs, and 20% say it needs to be replaced.
- 38% of both CLSD parents and bond supporters say the middle school needs to be replaced.

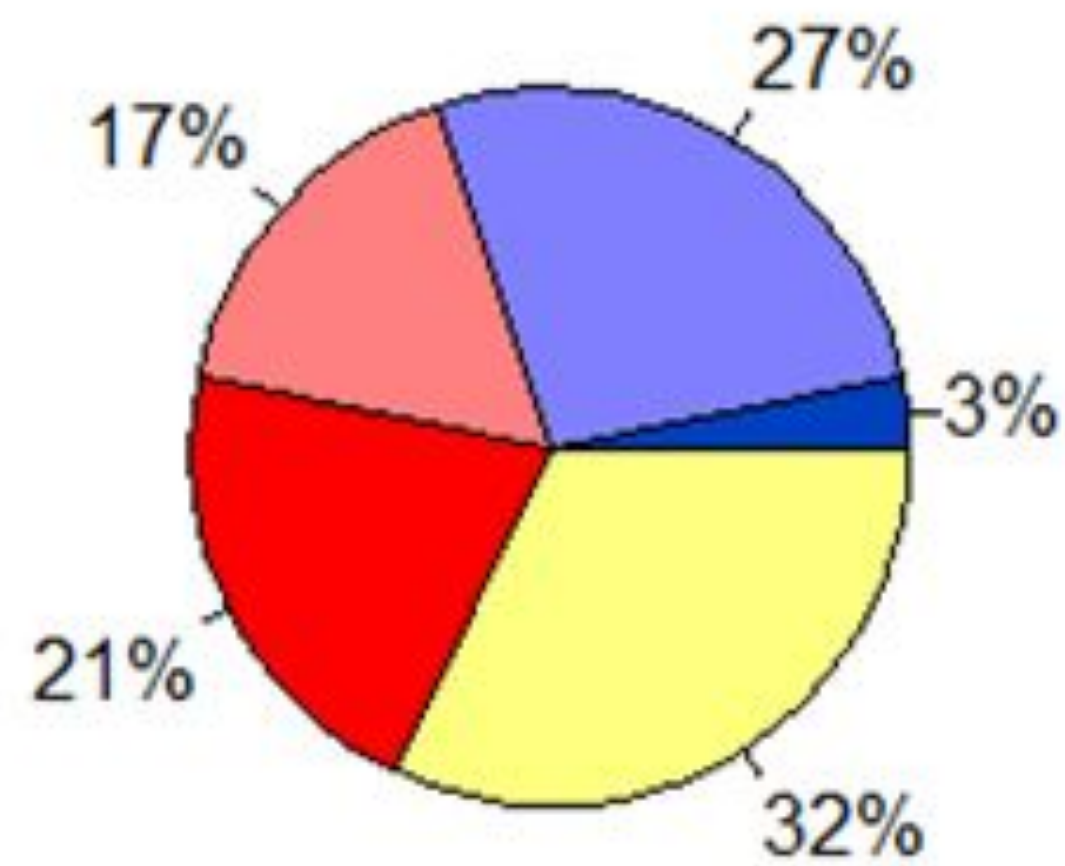
CONDITION OF THE SCHOOLS

PERCEPTIONS OF OUR SCHOOL FACILITIES

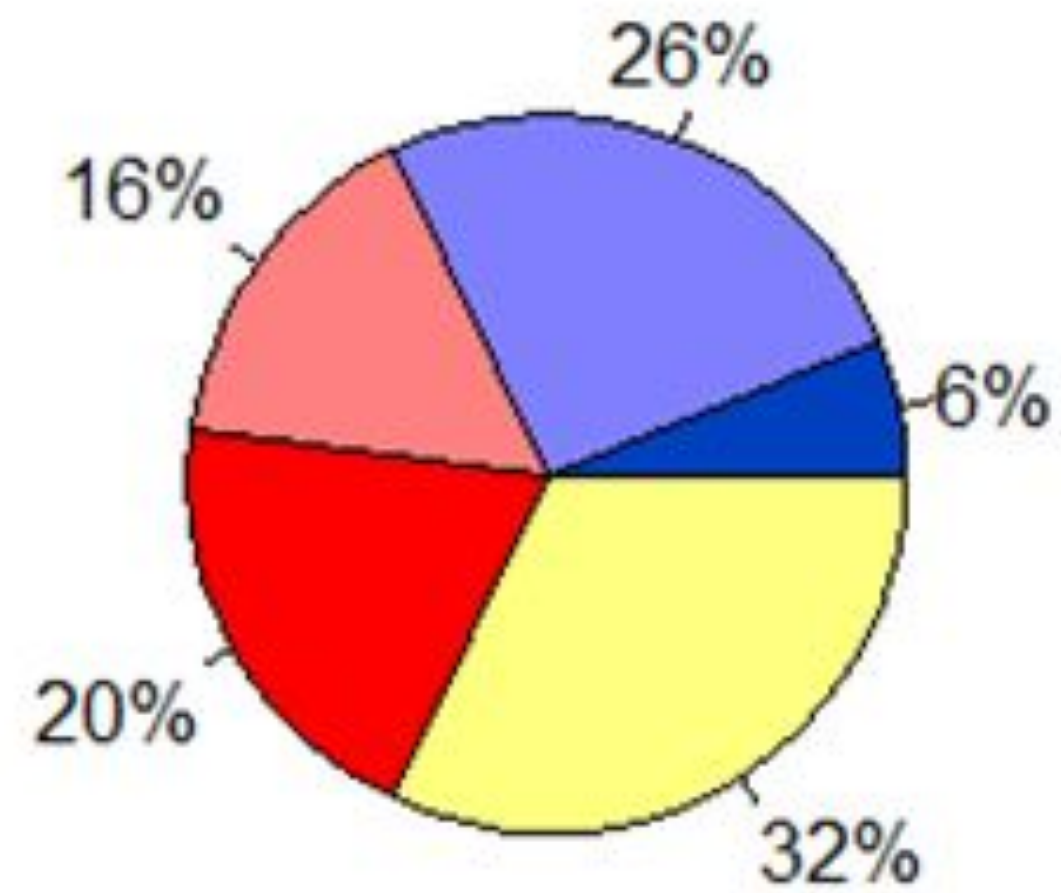
- 57% of bond opponents say the condition of the middle school is good or that it only needs minor repairs.
- A near majority of 49% of undecideds don't know about the condition of the middle school.
- 45% of voters age 65+ are also unable to rate the middle school's condition.
- 6% of voters say the high school is in good condition, 23% say it needs minor repairs, 16% say it needs major repairs, and 27% say it needs to be replaced. The demographic patterns mirror those above.
- CLSD parents and bond supports are the most likely to call for the high school to be replaced.
- Undecideds and seniors are the least able to rate the high school's condition.
- A majority of opponents think the high school is good or only needs minor repairs.

Q.15-17 CONDITION OF SCHOOLS

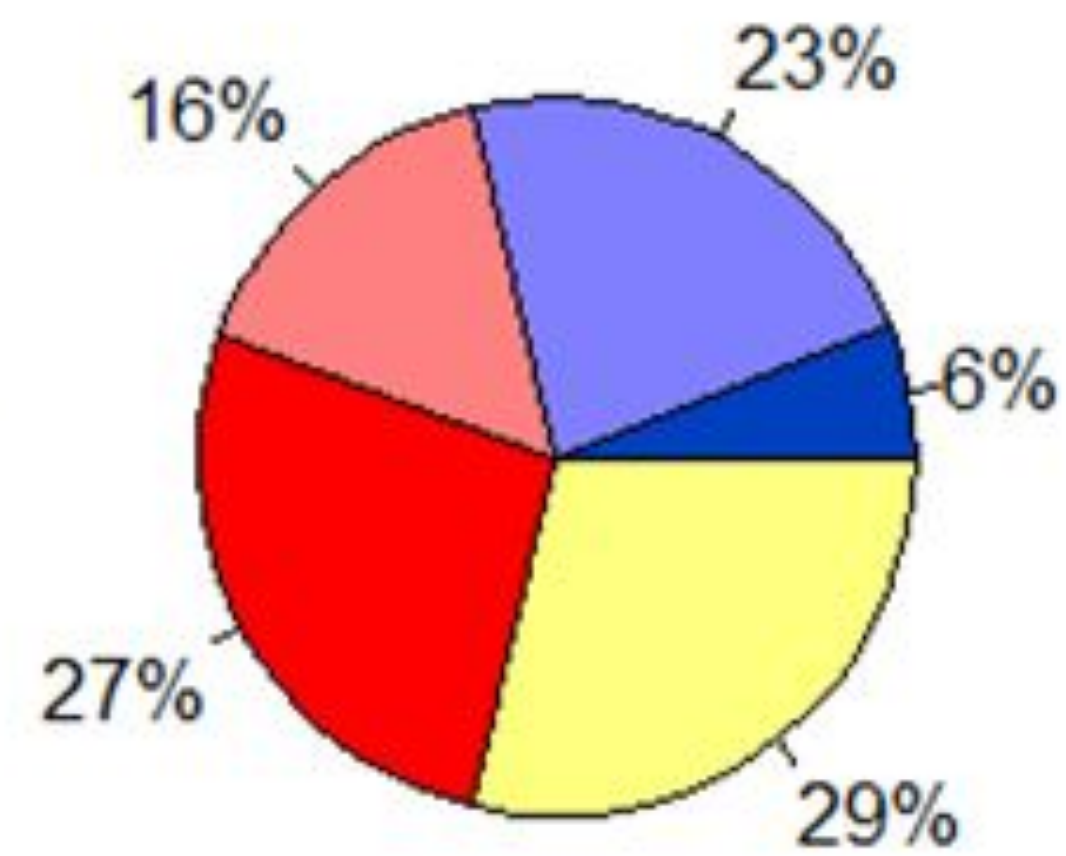
Elementary



Middle

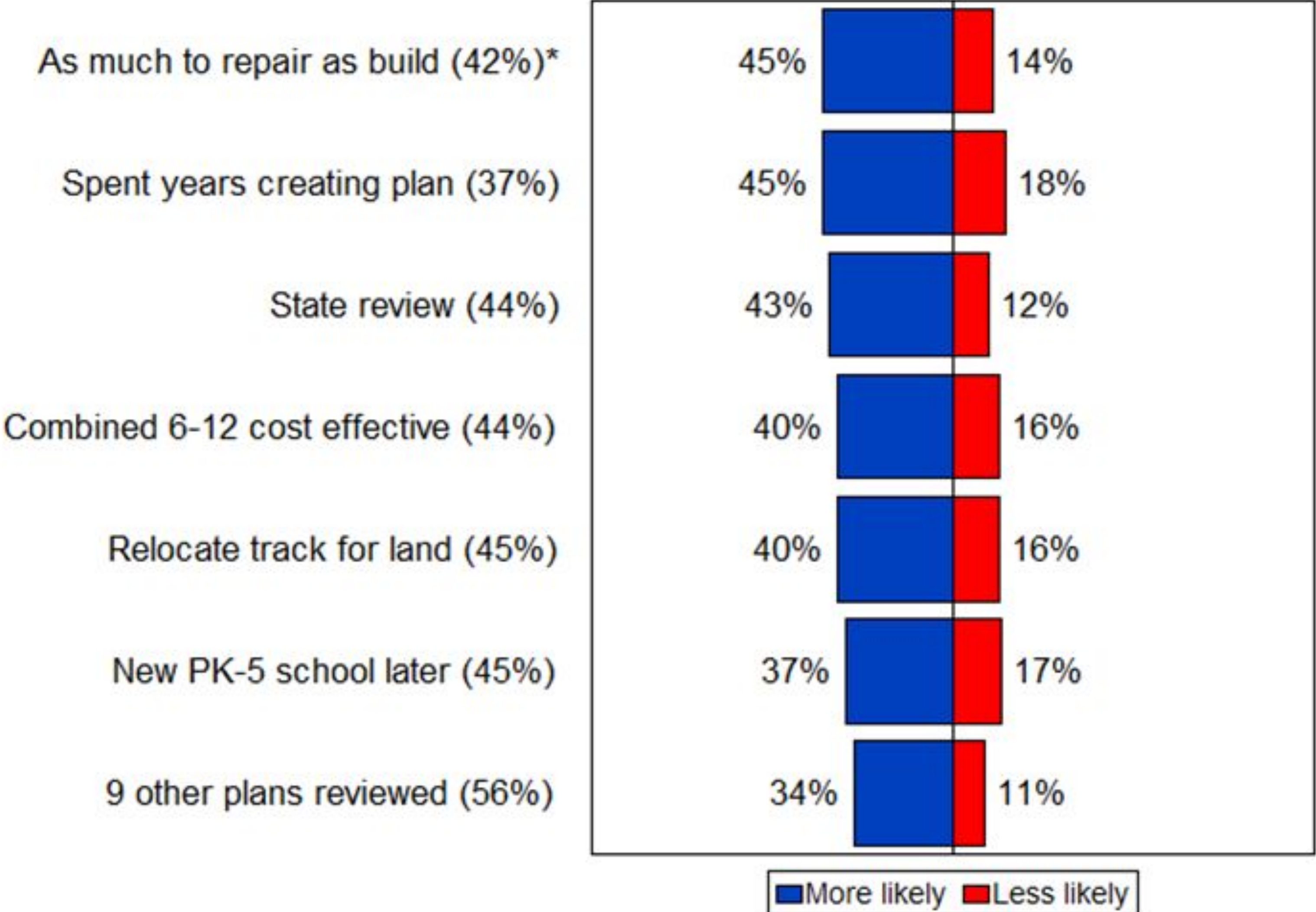


High school



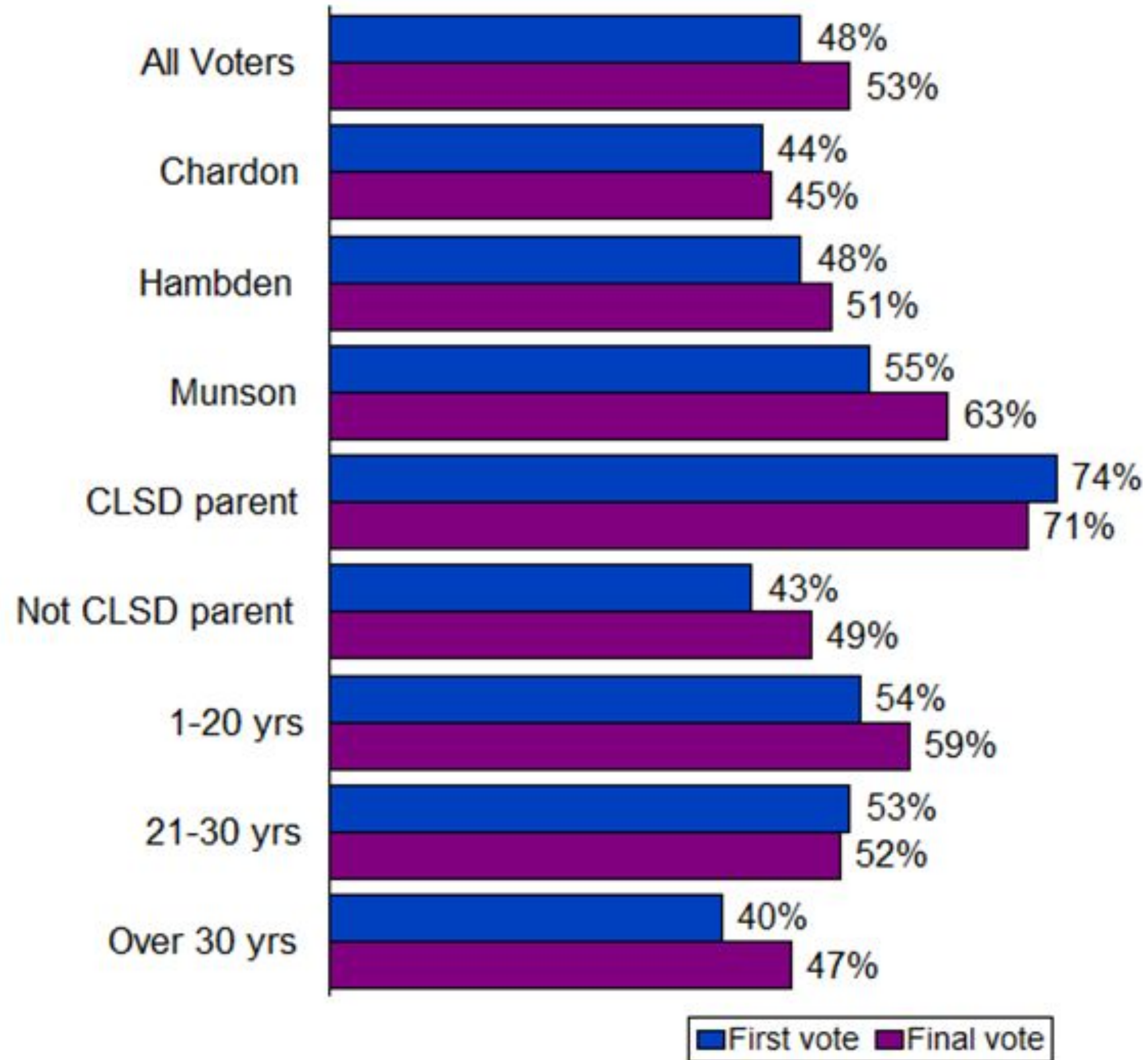
Good Minor repairs Major repairs Replace DK/Ref.

Q.20-26 IMPACT OF INFORMATION ABOUT THE SCHOOLS AND THE BOND ISSUE



*Percentages in parentheses are sum of "no difference," "don't know" or refused.

Q.18, Q.41 CHANGE IN SUPPORT FOR BOND ISSUE



PROJECT SITE PLANS







Chardon Local School District | Master Plan - Phase II A
Chardon, OH





PROJECT PHASING

SCHOOL FACILITIES PROGRAM - PROJECT PHASING

PHASE ONE-A

- 6-12 Design Phase
- Transportation Design Phase
- Renovate Football Stadium (2021)
- Demo Existing Track (2021)

Completion Fall of 2021

SCHOOL FACILITIES PROGRAM - PROJECT PHASING

PHASE ONE



PHASE ONE-A

- 6-12 Design Phase
- Transportation Design Phase
- Renovate Football Stadium (2021)
- Demo Existing Track (2021)

Completion Fall of 2021

PHASE ONE-B

- Construction of New 6-12, & Auditorium
- Construction of Transportation Facility
- Renovate CMS to House 2-5
- Abate and Demo Existing CHS & Transportation, Munson ES*
- Park ES to House Grades K-1
- Maple Continues as PK

Completion Fall of 2023

* *subject to schedule adjustment*

SCHOOL FACILITIES PROGRAM - PROJECT PHASING

PHASE ONE

PHASE ONE-A

- 6-12 Design Phase
- Transportation Design Phase
- Renovate Football Stadium (2021)
- Demo Existing Track (2021)

Completion Fall of 2021

PHASE ONE-B

- Construction of New 6-12, & Auditorium
- Construction of Transportation Facility
- Renovate CMS to House 2-5
- Abate and Demo Existing CHS & Transportation, Munson ES*
- Park ES to House Grades K-1
- Maple Continues as PK

Completion Fall of 2023

** subject to schedule adjustment*

PHASE TWO

- Eligibility for CFAP est. 2026*
- PK-5 Design Phase
- Construct New PK-5 Maple Site
- Construct New Administration Building
- Construct Baseball/Softball Field & Tennis Courts
- Abate and Demo CMS, Maple ES & Any Remaining Schools

Completion Fall of 2028

** subject to schedule adjustment*

SCHOOL FACILITIES PROGRAM - PROJECT PHASING

PHASE ONE

PHASE ONE-A

- 6-12 Design Phase
- Transportation Design Phase
- Renovate Football Stadium (2021)
- Demo Existing Track (2021)

Completion Fall of 2021

PHASE ONE-B

- Construction of New 6-12, & Auditorium
- Construction of Transportation Facility
- Renovate CMS to House 2-5
- Abate and Demo Existing CHS & Transportation, Munson ES*
- Park ES to House Grades K-1
- Maple Continues as PK

Completion Fall of 2023

** subject to schedule adjustment*

PHASE TWO

- Eligibility for CFAP est. 2026*
- PK-5 Design Phase
- Construct New PK-5 Maple Site
- Construct New Administration Building
- Construct Baseball/Softball Field & Tennis Courts
- Abate and Demo CMS, Maple ES & Any Remaining Schools

Completion Fall of 2028

** subject to schedule adjustment*

PROJECT COST ESTIMATES

PROJECT ESTIMATES - PHASE ONE A & B

BASE PROJECT	ESTIMATE
Base 6-12 Building	\$58,600,000
CMS Selective Renovation & Land Acquisition	\$2,000,000
700-seat Auditorium	\$4,700,000
Abate and Demo Existing CHS & Transportation, Munson ES	\$1,100,000
Stadium Renovation	\$5,900,000
New Transportation Complex	\$3,500,000
PHASE ONE ESTIMATE	\$75,800,000

PROJECT ESTIMATES - PHASE TWO

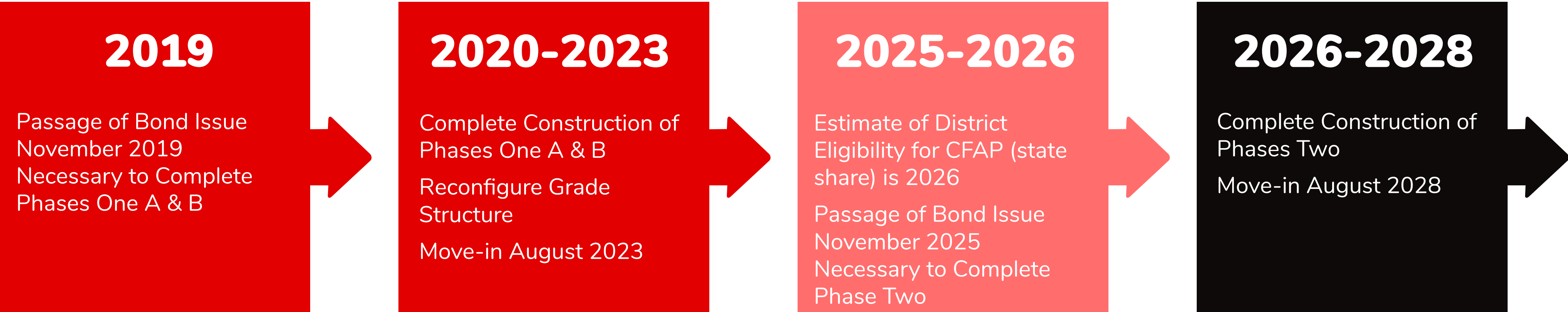
BASE PROJECT	ESTIMATE
Base PK-5 Building	\$33,400,000
Abate and Demo CMS, Maple ES & Any Remaining Schools	\$1,600,000
Construct Baseball/Softball Field & Tennis Courts	\$1,400,000
PHASE TWO ESTIMATE	\$36,400,000
Potential Co-funded OFCC Credit	\$8,000,000
Estimated Local Share*	\$28,400,000

Note: Based on 2020 Cost estimates. Construction costs are likely to increase between 2019 and 2025.



PROJECT FUNDING

OUR PROJECT & FUNDING TIMELINE



ESTIMATED MILLAGE RATES

What is a mill?

A unit of taxation used to calculate property tax.

Example:

$\$100,000$ Market Value X 35% = $\$35,000$ Assessed Value

$\$35,000$ Assessed Value X .001 one mill = $\$35/\text{year}$

One mill equals $\$35/\text{year}$ in taxes paid on $\$100,000$ in Market Value



PHASES ONE A&B ESTIMATED MILLAGE

Using \$100,000 MV & 5.30 mills for 37 years

$\$35,000 \text{ AV} \times .00530 \text{ (5.30 mills)}$

$\$185.50/\text{year}/\$100,000 \text{ MV}$

$\$15.45/\text{month}/\$100,000 \text{ MV}$

MV = Market Valuation

AV = Assessed Valuation

PHASES ONE A&B ESTIMATED MILLAGE

5.30 mills for 37 years

Examples using other property valuations

\$100,000 MV home \$185.50/year

\$200,000 MV home \$371.00/year

\$300,000 MV home \$556.50/year

